



KITCHENS MADE FOR  
**EVERYDAY LIFE**



WOLF HOME PRODUCTS®

CABINETS

**WOLF SIGNATURE™**



**WOLF SIGNATURE™**  
WITH SMARTSHIELD™ TECHNOLOGY



ELLIOT Lunar SmartShield

## SOMETIMES LIFE IS A **HOT MESS.**

Let's be real. Life happens. When you use a kitchen, day in and day out, bad things can happen to good cabinets. But with Wolf Signature with SmartShield Technology, easy cleanups are covered. Wolf Signature cabinets with SmartShield Technology are protected with an ultra-durable finish that looks like paint but is way easier to care for. Now you can make a mess, wipe it clean and get on with life.

See the full offering at [wolfhomeproducts.com](http://wolfhomeproducts.com).

On cover:  
**LIVINGSTON** Arctic SmartShield



**SPILL  
SPLATTER  
SPLASH  
DROP  
SLOP  
DRIP  
TIP**

Stands up  
to heat and  
moisture

Handles scuffs  
and bumps,  
and won't peel  
or delaminate

Easily wipes clean  
with a damp cloth  
or sponge

Resists most  
any stain


**NO MESS IS TOO BIG (OR SMALL)  
FOR SMARTSHIELD™ TECHNOLOGY**

Wolf Signature features SmartShield Technology. A durable laminate is continuously wrapped around the cabinet doors for 360 degrees of beautiful protection against whatever everyday life throws its way.

# EMMETT

Transitional, modern style with just the right amount of flair.

**SMARTSHIELD TECHNOLOGY**  
360° OF SEAMLESS BEAUTY AND PROTECTION.



Arctic SmartShield



Almond SmartShield



Lunar SmartShield



Smoke SmartShield




Cobalt SmartShield

# LIVINGSTON

Contemporary style with a touch of charm.

**SMARTSHIELD™ TECHNOLOGY**  
360° OF SEAMLESS BEAUTY AND PROTECTION.



Arctic SmartShield Fossil SmartShield Lunar SmartShield Smoke SmartShield  
Summit SmartShield Almond SmartShield Toasted Almond SmartShield Cobalt SmartShield

**QS** QUICK SHIP for faster delivery.



LIVINGSTON Arctic SmartShield

# CARROLL

All the allure of Livingston—but a partial overlay for timeless detail and affordability.

**SMARTSHIELD TECHNOLOGY**  
360° OF SEAMLESS BEAUTY AND PROTECTION.



Arctic SmartShield Lunar SmartShield Smoke SmartShield Cobalt SmartShield  
Summit SmartShield Almond SmartShield Toasted Almond SmartShield

CABINETS 7



# ELLIOT

Time-honored design versatile enough to always stay in style.

**SMARTSHIELD™ TECHNOLOGY**  
360° OF SEAMLESS BEAUTY AND PROTECTION.




Arctic SmartShield  
(5-piece drawer front option  
not available for Quick Ship)



Almond SmartShield



Fossil SmartShield



Lunar SmartShield  
(5-piece drawer front option  
not available for Quick Ship)



Smoke SmartShield



Cobalt SmartShield



Molasses Woodgrain  
SmartShield

QUICK SHIP for faster delivery.



ELLIOT Arctic SmartShield

# ELLSTON

Crisp lines and a partial overlay create a classic look.

**SMARTSHIELD™ TECHNOLOGY**  
360° OF SEAMLESS BEAUTY AND PROTECTION.



Arctic SmartShield



Almond SmartShield



Lunar SmartShield



Smoke SmartShield



Cobalt SmartShield

CABINETS

# CARVER

Sturdy lines meet fine details to create a look everyone will admire.

**SMARTSHIELD™ TECHNOLOGY**  
360° OF SEAMLESS BEAUTY AND PROTECTION.



Arctic SmartShield



Almond SmartShield



Fossil SmartShield



Lunar SmartShield



Smoke SmartShield



Cobalt SmartShield




CARVER Arctic SmartShield

# LAYNE

Chic modern style with a partial overlay — for the perfect touch of detail.

**SMARTSHIELD TECHNOLOGY**  
360° OF SEAMLESS BEAUTY AND PROTECTION.



Arctic SmartShield



Almond SmartShield



Lunar SmartShield



Smoke SmartShield



Cobalt SmartShield



## ADDED STORAGE

The freedom to be messy and the opportunity to easily clean it all up doesn't stop with SmartShield™ Technology. Give every plate, cup and awkwardly shaped tray a home and keep your entire kitchen tidy between meals.

See all the options at [wolfhomeproducts.com](http://wolfhomeproducts.com).

## DECORATIVE ACCESSORIES

From subtle enhancements to personal touches loaded with character, Wolf Signature has all the details to make your kitchen a perfect reflection of you.

See all the options at [wolfhomeproducts.com](http://wolfhomeproducts.com).



Wall Easy Reach Cabinet



Vanity Base Pull-Out



Base Lazy Susan Cabinet



Base SuperCabinet



Floating Shelves



Tall Crown Moulding



Wood Hood



Tulip Foot





LIVINGSTON Arctic SmartShield  
Dovetail Joinery

# CONSTRUCTION

## CABINET CONSTRUCTION

### ALL PLYWOOD\*

6-way adjustable hinge with soft-close

3/8" thick plywood back and sides

3/4" solid wood face frames

Wall Cabinets - 1/2" thick plywood top and bottom

3/4" thick adjustable plywood shelves

Base Cabinets - 3/8" thick plywood bottom

3/4" thick adjustable plywood shelves

Durable laminate interior with a natural maple wood grain

\*All plywood components meet ANSI/HPVA HP-1 standards and may contain MDF or particleboard

## DRAWER CONSTRUCTION

### SOLID WOOD

3/4" thick all-wood drawer box

1/4" thick fully captured plywood bottom

Concealed, undermount full-extension guides with soft-close

Dovetail joinery

## SMARTSHIELD™ FINISH

### 360° DURABLE SEAMLESS WRAP

Stands up to heat and moisture

Handles scuffs and bumps, and won't peel or delaminate

Allows spills to easily wipe away with a damp cloth or sponge

Resists most any stain







## LET YOU SHINE THROUGH.

Wolf Signature cabinets can help you design a kitchen that is distinctively you. Maple and birch door styles let you choose among paints, stains and glazes to get just the right finish and look that you want. Light and fresh. Sleek and dynamic. Warm and welcoming. Everything is possible with the right combination of door styles and colors.

See the full offering at [wolfhomeproducts.com](http://wolfhomeproducts.com).

# DOOR STYLES



**DARROW**  
Birch



**FREMONT**  
Birch



**GREYSON**  
Birch



**LANDMARK**  
Birch



**LAWRENCE**  
Birch



**MERCER**  
Birch



**WINSLOW**  
Birch  
*not available with 5-piece drawer front*  
Maple



**ALCOTT**  
Maple



**MELROSE**  
Maple



**PARKLAND**  
Maple



**PLYMOUTH**  
Maple



**ROCKFORD**  
Maple



**TAYLOR**  
Maple



**WALKER**  
Maple

# FINISHES

Look at kitchen photos for ideas at [wolfhomeproducts.com](http://wolfhomeproducts.com)

DOOR STYLE	STAIN									PAINT			
	Toffee	Suede	Ginger	Shadow	Natural	Caramel	Barley	Molasses	Truffle	Arctic	Almond	Lunar	Smoke
<b>Birch</b>													
Darrow	•	•	•	•	•	•	•	•	•	•	•	•	•
Fremont	•	•	•	•	•	•	•	•	•	•	•	•	•
Greyson	•	•	•	•	•	•	•	•	•	•	•	•	•
Landmark	•	•	•	•	•	•	•	•	•	•	•	•	•
Lawrence	•	•	•	•	•	•	•	•	•	•	•	•	•
Mercer	•	•	•	•	•	•	•	•	•	•	•	•	•
Winslow	•	•	•	•	•	•	•	•	•				
<b>Maple</b>													
Alcott	•	•	•	•	•	•	•	•	•	•	•	•	•
Melrose	•	•	•	•	•	•	•	•	•	•	•	•	•
Parkland	•	•	•	•	•	•	•	•	•	•	•	•	•
Plymouth	•	•	•	•	•	•	•	•	•				
Rockford	•	•	•	•	•	•	•	•	•				
Taylor	•	•	•	•	•	•	•	•	•	•	•	•	•
Walker	•	•	•	•	•	•	•	•	•	•	•	•	•
Winslow	•	•	•	•	•	•	•	•	•	•	•	•	•



## ADDED STORAGE

Make the inside of your cabinets look as good as the outside. Give every plate, cup and awkwardly shaped tray a home and keep your entire kitchen tidy between meals.

See all the options at [wolfhomeproducts.com](http://wolfhomeproducts.com).

## DECORATIVE ACCESSORIES

From subtle enhancements to personal touches loaded with character, Wolf Signature has all the details to make your kitchen a perfect reflection of you.

See all the options at [wolfhomeproducts.com](http://wolfhomeproducts.com).



Tray Divider Roll Out



Base Supercabinet



Tilt-out Trays



Cutlery Tray



Decorative End Panel



Crown Moulding



Decorative Column Leg




Base Shoe Moulding





Dovetail Joinery



All Plywood Construction

# CONSTRUCTION

## CABINET CONSTRUCTION

### ALL PLYWOOD\*

6-way adjustable hinge with soft-close

**3/8"** thick plywood back and sides

**3/4"** solid wood face frames

**Wall Cabinets** - **1/2"** thick plywood top and bottom  
**3/4"** thick adjustable plywood shelves

**Base Cabinets** - **3/8"** thick plywood bottom  
**3/4"** thick adjustable plywood shelves

Durable laminate interior with a natural maple wood grain

## DRAWER CONSTRUCTION

### SOLID WOOD

**3/4"** thick all-wood drawer box

**1/4"** thick fully captured plywood bottom

Concealed, undermount full-extension guides with soft-close

Dovetail joinery

## FINISH

Available in a popular assortment of paints, stains and glazes

\*All plywood components meet ANSI/HPVA HP-1 standards and may contain MDF or particleboard





Find us on Instagram @[wolfhomeproducts](#)  
for inspiration on your next project!



Kitchen & Bath



Outdoor Living



Building Products

[wolfhomeproducts.com](#) | © 2022 Wolf Home Products. All Rights Reserved.

All photos are representative of product. Please review an actual product sample with your dealer before making your final selection. A contract is formed only after receipt of Wolf's written order confirmation. Information contained within is subject to change without notice. Not all products available in every market.



WSC\_FLB\_0322\_MS